









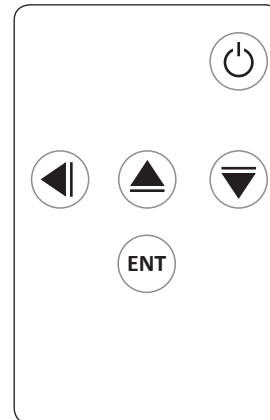
# BIOSMART TECHNOLOGIES™

## Calibration Instructions for AO4 & AO5 Board

Note

Calibrating the AO4 & AO5 boards requires a special calibration remote.

1. Press  once.  
The display on the heater will show:  

2. Press  once.
3. Use  and  arrow keys to set the displayed temperature to the current room temperature.
4. Press  to exit calibration mode.



Calibration Remote

Note: There may be 3 non-working buttons at the bottom of the remote.